

STATISTIC ON PRISON CONGESTION
As of September 30, 2017

PRISON FACILITIES	LAND AREA (Has.)	No. of Buildings	Total Floor Area (Sq.m.)	Actual Floor Area (Sq.m.)	INMATE POPULATION	CAPACITY	OCCUPANCY RATE (%)	CONGESTION RATE (%)
New Bilibid Prison	342.70	33	37,807.72	30,246.18	25,468	10,082	253%	153%
<i>Maximum</i>		17	29,078.50	23,262.80	17,385	7,754	224%	124%
<i>Medium</i>		9	5,923.00	4,738.40	6,273	1,579	397%	297%
<i>Minimum</i>		5	1,381.22	1,104.98	389	368	106%	6%
<i>RDC</i>		2	1,425.00	1,140.00	1,421	380	374%	274%
<i>PMA</i>					75			
<i>Jusmag & ISAF</i>					9			
CIW-Mandaluyong	15:00	19	9,197.91	7,358.33	2,773	2,453	113%	13%
Iwahig Prison & Penal Farm	26,629.54	15	3,629.25	2,903.40	2,317	968	239%	139%
Davao Prison & Penal Farm	6,396.00	19	8,479.00	6,783.20	5,706	2,261	252%	152%
CIW-Mindanao		5	1,080.00	864.00	323	288	112%	12%
Sablayan Prison & Penal Farm	8,327.40	17	5,268.91	4,215.13	2,035	1,405	145%	45%
San Ramon Prison & Penal Farm	664.68	12	2,998.05	2,398.44	1,462	799	183%	83%
Leyte Regional Prison	861.60	9	3,794.00	3,035.20	1,763	1,012	174%	74%
TOTAL	43,221.92	129	72,254.84	57,803.87	41,931	19,268	218%	118%

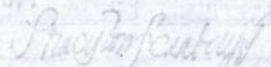
*PMD/traey2017

*The land area where CIW is situated belongs to DSWD and was not included in computation of the total land area.


Prepared by :


TRACY LOU F. CAABAY


Prepared by :


TRACY LOU F. CAABAY

Prepared by :


TRACY LOU F. CAABAY

Noted:


NORA CORAZON T. PADIERNOS
Chief, Planning and Management Division

Noted: